

Suspended luminaire/light run - Micro-prismatic diffuser - direct/indirect distribution - equipped for light run installation

Ultra-flat luminaire housing design, painted extruded aluminium profile, visible installation height 10/24mm, prepared for light run installation; Housing colour silver grey/white aluminium RAL 9006; Direct/indirect light distribution, direct share by means of a microprism made of PMMA, homogeneous light emission through lateral LED light coupling in Light Guide panel and semi-diffuse, reflective white coating, with special decoupling technology for defined ceiling illumination; for VDU workstations, omnidirectional glare reduction according to the current norm DIN-EN 12464-1. Electrical connection via start luminaire with 3-pin connection cable and light-run luminaires with through-wiring. Luminaire can only be operated in conjunction with a single luminaire. Y-wire suspension and luminaire connector are included in the scope of delivery

CHARACTERISTICS

Order number	46252014175
EAN number	4020863378371
Commodity code	94051190
Certification mark	IP 20, Protection class I, VDU 65°<3000, F, Indoor, CE
Impact resistance (IK rating)	IK02
Ambient temperatur	ta 25°C
Warranty period	5 years
State funding programs	BEG - Federal funding for efficient buildings (valid only for Germany)

ELECTRICAL ENGINEERING

Controller	Electronic driver (1 pcs.)
System output	36W
Mains voltage	230V/50Hz
Circuit breakers (inrush current)	15 pieces/B10, 25 pieces/B16, 26 pieces/C10, 42 pieces/C16
Energy efficiency class/light source	B

LIGHTING TECHNOLOGY

Placement	LED, Colour rendering/Light colour CRI ≥ 80 / 4000K
Colour tolerance (MacAdam)	3SDCM
Luminaire luminous flux	4938lm
LED service life	50000h L90/B10 (Tq 25°C)
Luminaire luminous efficiency	138lm/W
UGR lat./long.	16.5 / 16.1

MECHANICS

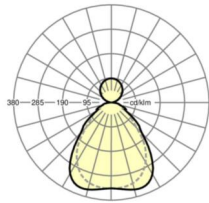
Housing colour	silver grey/white aluminium RAL 9006
Dimensions (LxWxH/DxH)	1250mm x 321mm x 24mm
Weight (net)	4.8kg
Type of installation	Pendant light strip mounting

Dimensions

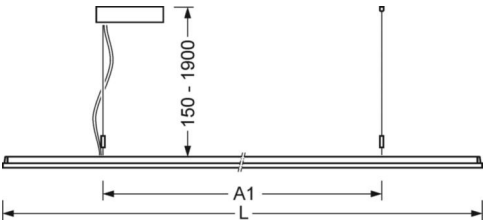
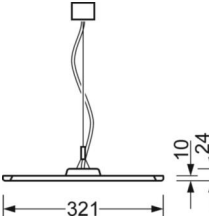
L	1250 mm	Length
B	321 mm	Width
H	24 mm	Height
A1	700 mm	Mounting distance single mounting
A2	983 mm	Mounting distance 1st luminaire of the light run
A3	1266 mm	Mounting distance between luminaires in a light run arrangement
P min	150 mm	Minimum suspension length
P max	1900 mm	Maximum suspension length

DEEP-LINK

<https://www.regiolux.de/en/article/46252014175>



Reference	LED 4900lm 840
ηLB	100 %
Φ ↓/↑	74 % / 26 %
UGR lat./long.	16.5 / 16.1
VDU	65° < 3000cd/m²





① Pendel-Einzelleuchte / Suspended individual luminaire

② Pendel-Lichtband / Suspended light run